



INPUT/OUTPUT MODULE

The CORE Input/Output Module provides four additional outputs and two inputs for the FCam video flame detection system.

The Control Hub provides a fault output and four alarm outputs, which may be adequate for smaller systems. However if additional outputs are required, or they are to be connected to equipment remote from the Control Hub, then the solution is to use one or more I/O Modules connected to the FCam network.

Features

Battery Backup


During a mains failure the CORE I/O Module will continue to be powered by the Main Hub (or Extension Hub) for 24 hours in standby plus 30 minutes in alarm.

Cabling

The CORE I/O Module is designed specifically for use with fire-rated "FP" cable.

All cable termination is via punchdown block (for data) or screw terminal. Cable entry is via pre-fitted 20mm glands.

Each I/O Module needs a 4-pair Cat5/6 data cable, run directly from the Main Hub or Extension Hub.



Inputs / Outputs

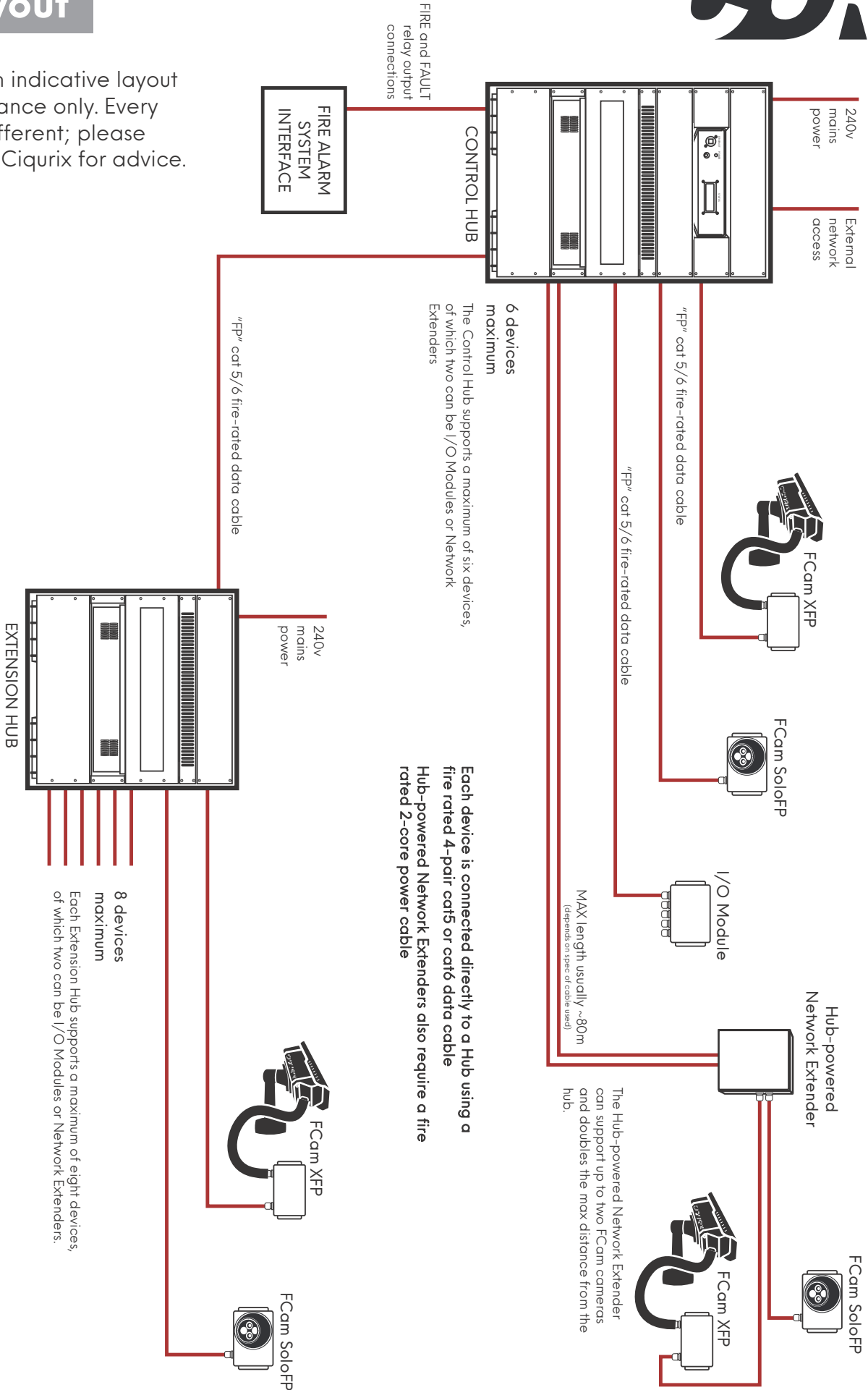
There are four programmable alarm relay outputs, which can be used to provide universally compatible signalling to/from other systems, eg. fire alarm, fire suppression, remote communicator.

Each output can be assigned to operate for either a fire event or fault event; related to a single camera, an area of view from a single camera, or a group of cameras, or all cameras (global). One output can also be designated as a fail-safe (normally powered) global fault output.


The two programmable inputs can be set up to do various things: for example to reset the system from alarm, or to monitor the status of remote equipment.

Layout

This is an indicative layout for guidance only. Every site is different; please contact Ciqurix for advice.



E&OE. Ciqurix operates a program of continuous product development. Specifications may be subject to change without notice. Please check with Ciqurix for the latest information.



Specification

CT-MDFP-124	
Supply voltage:	9-36Vdc (powered from the Control Hub or Extension Hub)
Supply current:	500mA (0.5A) @24V with all relays active
Temperature:	-20 to +50 °C (operational)
Humidity:	< 90%
Environmental:	IP54
Dimensions:	Height: 183mm (143mm excl cable glands) Width: 252mm (219mm excl mounting flanges) Depth: 57mm Fixing centres: 239mm x 98mm
Weight:	1.35kg
Connections:	1 x data/power port for Hub connection (Krone-style) 4 x programmable alarm outputs (changeover relays) 2 x programmable inputs (volt-free, can be NO or NC)

